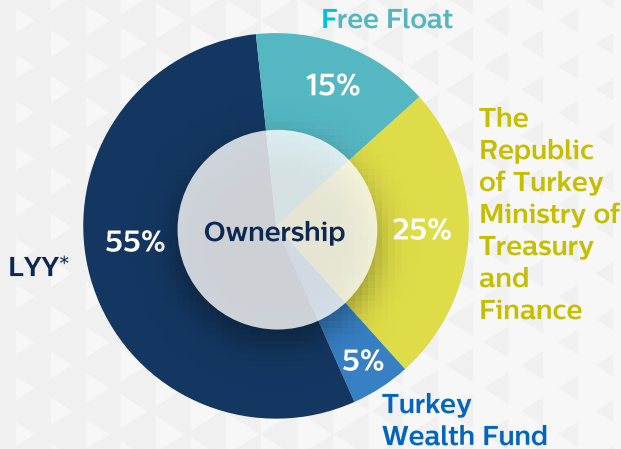




## Ownership



Note: Turkey Wealth Fund has 1.68% share in free float.

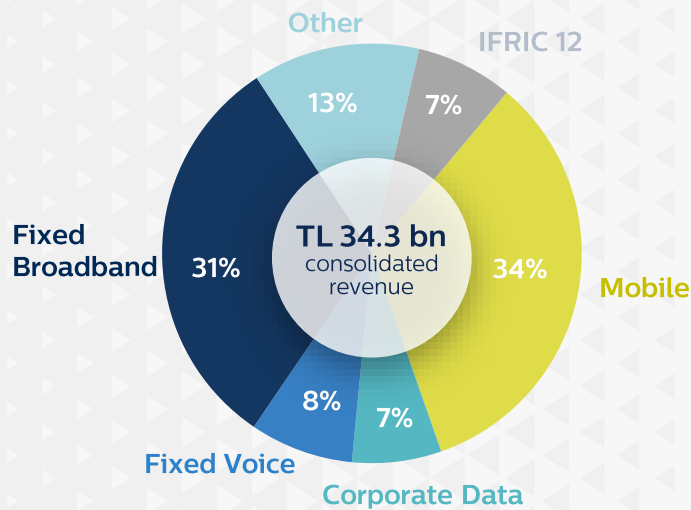
\*LYY Telekomünikasyon A.Ş.

## 2022 Guidance

- ▶ 23% - 25% consolidated revenue growth\*
- ▶ TL 17.5 - 18.3 billion consolidated EBITDA
- ▶ Around TL 12.5 billion consolidated CAPEX

\*Excluding IFRIC 12

## Revenue Breakdown (2021)



## Corporate Fact Sheet 2021 YE

**TTKOM Bloomberg: TTKOM TI Reuters: TTKOM IS**

Türk Telekom Group is Turkey's world-class, integrated telecommunication and technology service provider offering its customers the complete range of mobile, broadband, data, TV and fixed voice services as well as innovative convergence technologies under the unified "Türk Telekom" brand. Turkey is one of the largest telecom markets in EMEA region with 85 mn growing population and increasing number of households.

## Overview of Türk Telekom

Türk Telekom was privatised in 2005 and IPO'ed in 2008; underwent a successful transformation resulting in increased efficiency and enlarged service scope.

Unification of mobile, broadband, TV and fixed voice brands under single Türk Telekom brand with a customer oriented and integrated structure.

Strong portfolio of subsidiaries, all well positioned to create value both via supporting core businesses and via third party sales.

Covering 81 cities of Turkey with its 366K km fibre network.

Fibre network covers in excess of 30.2 mn households as of Q4'21 compared to 26.8 mn as of Q4'20, reflecting the increased focus on fibre rollouts.

LTE population coverage expanded to 99% as of Q4'21.

## Financial and Operational Highlights

Consolidated revenues increased to TL 34.3 bn, up by 21.2% YoY; the highest annual growth since the IPO. Excluding the IFRIC 12 accounting impact, revenue growth was 19.5% YoY, ahead of the 2021 guidance of 18%.

Consolidated EBITDA grew by 24.0% YoY to TL 16.4 bn, slightly above the 2021 guidance of TL 16.2 bn. EBITDA margin was 47.9%. Excluding the IFRIC 12 impact, EBITDA margin increased by 170 basis points YoY to 50.8%; its annual peak.

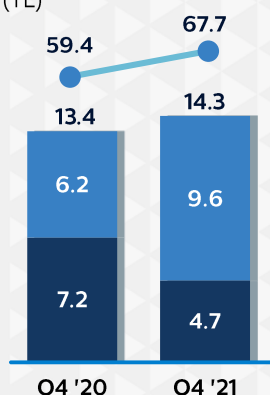
Net income reached TL 5.8 bn in 2021, up by 81.3% YoY. The impact of the recent unfavourable FX movements on the bottom line was partly offset by the deferred tax gain recorded in the last quarter.

Total number of Türk Telekom subscribers reached 51.8 mn with 393K net additions in Q4'21. 1.5 mn net subscriber additions in 2021 increased the total base by 2.9% YoY.

## Operational Performance

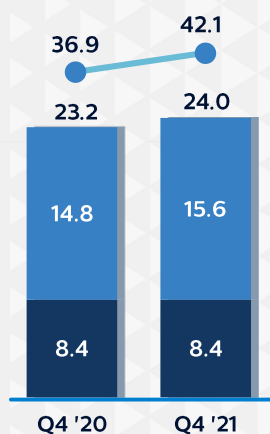
### Fixed Broadband

■ DSL Subscribers (mn) ■ Fibre Subscribers (mn)  
● ARPU (TL)



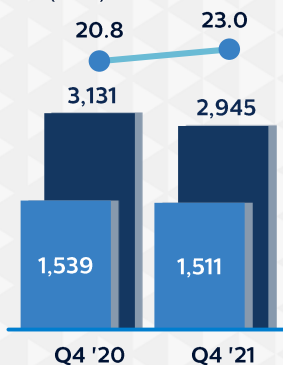
### Mobile

■ Prepaid (mn) ■ Postpaid (mn) ● ARPU (TL)



### TV

■ Total TV (incl. Tivibu Go) (000) ● TV ARPU (TL)  
■ Tivibu Home (000)



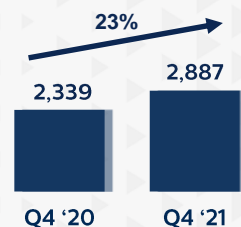
### Fixed Voice

■ Fixed Voice (mn) ● Fixed Voice ARPU (TL)  
■ Naked Broadband (mn)

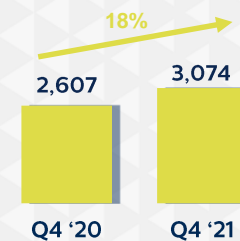


## Revenue Performance (TL mn)

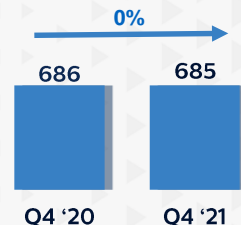
### Fixed Broadband



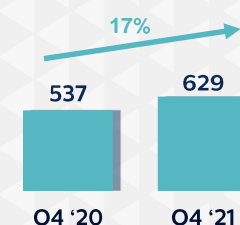
### Mobile



### Fixed Voice



### Corporate Data



## Summary Financials

Consolidated Income Statement (TL mn)	2020	2021	Q4 '20	Q4 '21
Revenues	28,289	34,273	7,650	9,864
EBITDA	13,237	16,415	3,546	4,301
Margin	46.8%	47.9%	46.3%	43.6%
Operating Profit	7,862	10,213	2,089	2,623
Margin	27.8%	29.8%	27.3%	26.6%
Financial Inc. / (Exp.)	(4,060)	(4,592)	(907)	(2,176)
Tax Expense	(624)	141	(78)	636
Net Income	3,178	5,761	1,104	1,084
Margin	11.2%	16.8%	14.4%	11.0%

Cash Flow Statement (TL mn)	2020	2021	Q4 '20	Q4 '21
Operating Cash Flow	13,639	15,681	5,099	7,222
Investing Cash Flow	(6,762)	(7,393)	(2,779)	(3,963)
CAPEX	(6,962)	(8,676)	(2,913)	(4,483)
Other Investing Activities	200	1,283	134	520
Financing Cash Flow	(6,924)	(6,313)	(2,947)	(1,138)
Net Change in Cash Position	(48)	1,975	(627)	2,122

Consolidated Balance Sheet (TL mn)	31.12.2020	30.09.2021	31.12.2021
Total Assets	44,723	48,340	58,338
Cash and Cash Equivalents	5,008	4,829	7,697
Tangible Assets	16,083	16,915	18,989
Intangible Assets	12,137	12,561	14,332
Right of Use Assets	1,546	1,562	1,579
Other Assets	9,948	12,473	15,741
Total Equity and Liabilities	44,723	48,340	58,338
Share Capital	3,260	3,260	3,260
Reserves, Retained Earnings and Other Equity Items	8,777	12,007	10,990
Interest Bearing Liabilities	21,235	22,113	29,803
Other Liabilities	11,451	10,959	14,284